

## Saint Thomas 2017 Financial Summary

Each year we are required by the Diocese of Phoenix to share a stewardship and financial report with our parishioners. You will find a summary balance sheet and summary of our revenue and expenses for the fiscal year ending June 30, 2017 and a Building Virtues Status ending December 31, 2017. Saint Thomas the Apostle has contracted with Boudreau Consulting LLC, a local CPA firm, to assist with internal accounting practices and internal financial reporting. Boudreau Consulting works with several other parishes and schools in the Diocese of Phoenix.

### Balance Sheet

As of June 30, 2017

| <b>Assets</b>                        |                     |
|--------------------------------------|---------------------|
| <b>Current Assets</b>                |                     |
| Checking                             | \$ 804,467          |
| Savings                              | \$ 1,287,616        |
| Building Virtues Campaign Account    | \$ 516,743          |
| <b>Total Cash &amp; Checking:</b>    | <b>\$ 2,608,826</b> |
| <b>Investments</b>                   |                     |
| CCF Endowment & Senior Pastoral      | \$ 71,709           |
| <b>Total Investments:</b>            | <b>\$ 71,709</b>    |
| <b>Receivables</b>                   |                     |
| Building Virtues Pledges Outstanding | \$ 1,847,200        |
| <b>Total Receivables:</b>            | <b>\$ 1,847,200</b> |
| <b>Inventory</b>                     |                     |
| Religious Store                      | \$ 75,127           |
| Scrip                                | \$ 18,316           |
| <b>Total Inventory:</b>              | <b>\$ 93,443</b>    |
| <b>Other Assets</b>                  |                     |
| Prepaid Expenses                     | \$ 58,266           |
| <b>Total Other Assets:</b>           | <b>\$ 58,266</b>    |
| <b>Fixed Assets ①</b>                |                     |
| Land                                 | \$ 20,000           |
| Buildings                            | \$ 440,088          |
| Building Improvements                | \$ 1,656,217        |
| Furniture & Fixtures                 | \$ 314,382          |
| Expenditures/Equipment               | \$ 293,123          |
| Vehicles                             | \$ 171,026          |
| Construction in Progress             | \$ 577,983          |
| Accumulated Depreciation:            | \$ (1,338,108)      |
| <b>Total Fixed Assets:</b>           | <b>\$ 2,134,712</b> |
| <b>Total Assets:</b>                 | <b>\$ 6,814,156</b> |

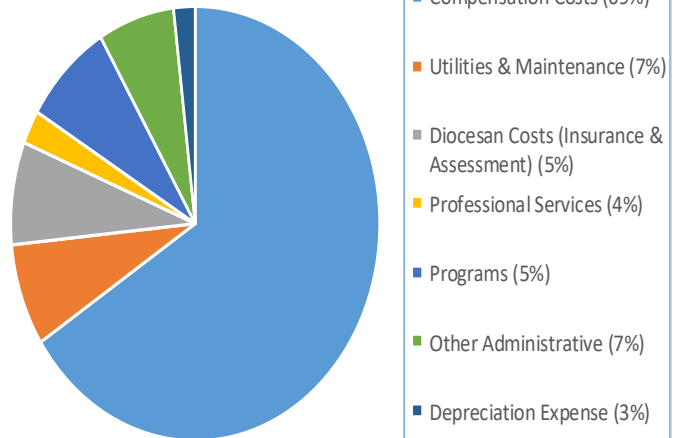
| <b>Liabilities</b>                        |                     |
|-------------------------------------------|---------------------|
| <b>Current Liabilities</b>                |                     |
| Accounts Payable                          | \$ 75,576           |
| Assessment Payable                        | \$ 125,368          |
| Payroll Accrual                           | \$ 148,504          |
| Special Collections                       | \$ 11,843           |
| Mass Intentions                           | 6,299               |
| Accrued Expenses                          | \$ 28,845           |
| Deferred Revenue                          | \$ 116,448          |
| <b>Total Liabilities:</b>                 | <b>\$ 512,883</b>   |
| <b>Net Assets</b>                         |                     |
| Unrestricted                              | \$ 3,865,621        |
| Temporarily Restricted                    | \$ 2,363,943        |
| Permanently Restricted                    | \$ 71,709           |
| <b>Total Net Assets:</b>                  | <b>\$ 6,301,273</b> |
| <b>Total Liabilities &amp; Net Assets</b> | <b>\$ 6,814,156</b> |

| <b>BV Campaign Status 12/31/17</b> |                     |
|------------------------------------|---------------------|
| Cumulative Pledges                 | \$ 3,348,008        |
| Payments on Pledges                | \$ 2,090,344        |
| Pledges Receivable                 | \$ 1,257,664        |
| <b>Phase 1</b>                     |                     |
| Campaign Costs                     | \$ 185,496          |
| Architecture Fees                  | \$ 53,040           |
| Construction Costs                 | \$ 737,924          |
| <b>Total Phase 1 Costs</b>         | <b>\$ 976,460</b>   |
| <b>Campaign Cash Available</b>     | <b>\$ 1,113,884</b> |

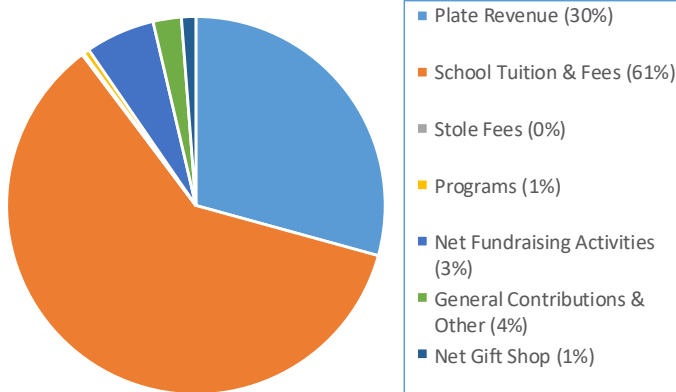
# Saint Thomas 2017 Financial Summary

## 2017 Actual Revenue and Expenses

STA FY2017 Total Actual Expenses

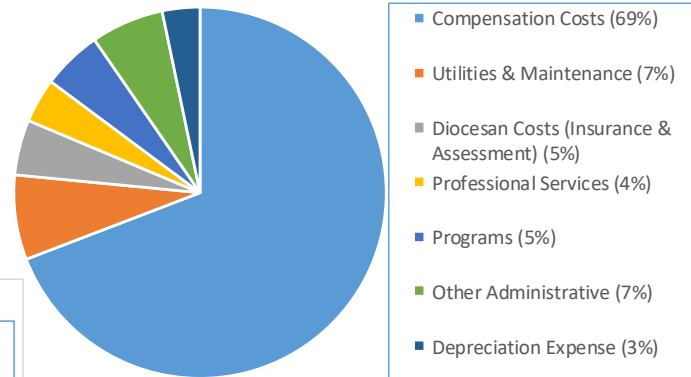


STA FY2017 Total Actual Revenues



## 2018 Budgeted Revenue and Expenses

STA FY2018 Total Budgeted Expenses



STA FY2018 Total Budgeted Revenues

